

Configuring LOGIX-HOSTED Microsoft Exchange on your Apple Device

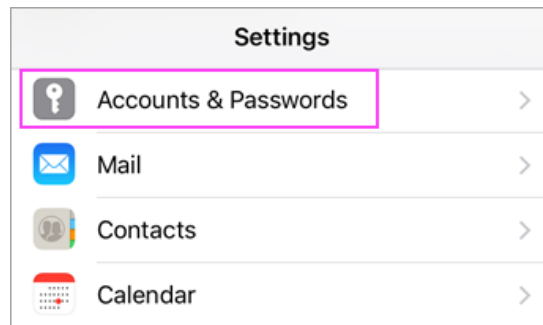
Who needs this User Guide?

Customers who are using an Apple Device and would like to setup mail on the Device.

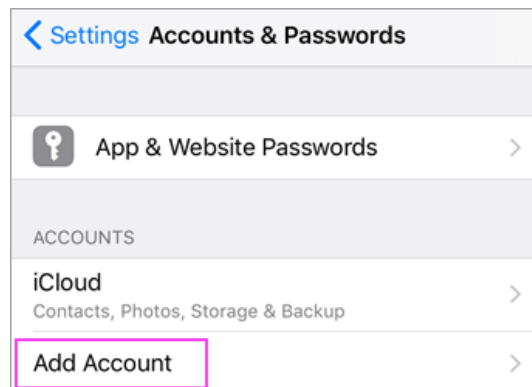
Why use this User Guide?


Customers who are using an Apple device can utilize this procedure to setup Mail services on their apple device.

1. Go to **Settings > Accounts & Passwords**



2. Tap Add Account, select Exchange

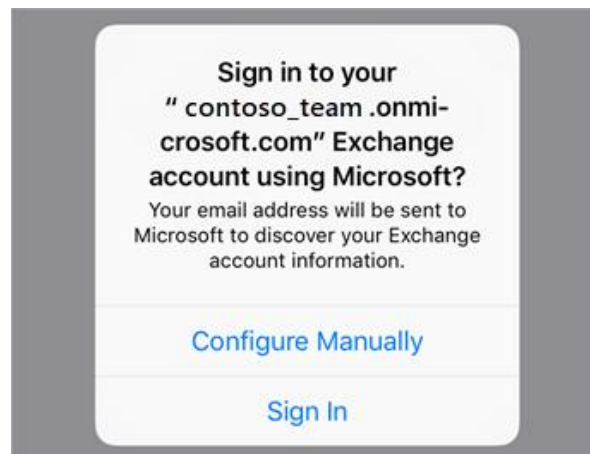


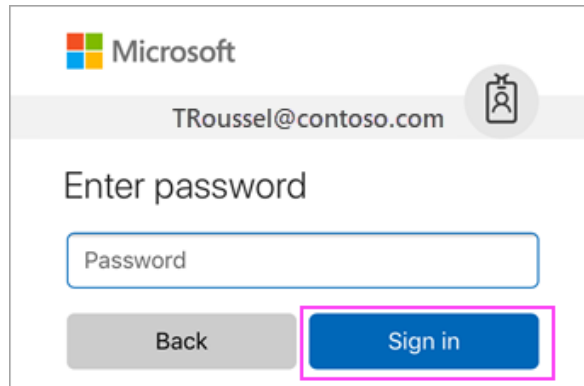


3. Enter your name, email address, and a description for your account.

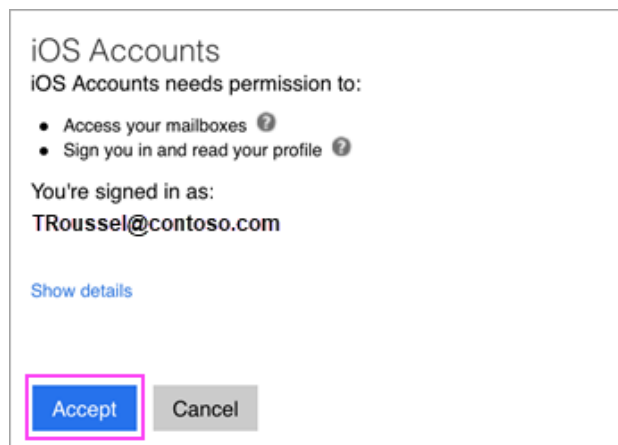
Cancel	Exchange	Next
Email	TRoussel@contoso.com	
Description	Exchange	

4. Tap Next: Mail will try to find the email settings and Enter the password associated with your account. Tap Sign in or Next





5. The Mail app may request certain permissions. Tap **Accept**.



6. Choose the services you want to sync with your iOS device and tap **Save**. You're done!

